

Biomedical Debate



New for 2016-17

*Editorial updates and clarifications have been made to guidelines.
The use of any electronic device is not allowed.*

- Purpose:** To provide HOSA members with an opportunity to research the pros and cons of a biomedical issue, and showcase those skills in a debate-like format.
- Description** This event will consist of a Round One written test and a Round Two debate round. The topic for both rounds will be announced annually. The debate round is a values debate, thus the topic is value-laden. Teams of 3-4 members will participate in the Round One written test. Written test will measure knowledge and understanding at the recall, application or analysis levels. Higher-order thinking skills will be incorporated as appropriate. The teams with the highest average score from the test will qualify for a single debate round. Debate round pairings and position (either the affirmative or negative) are based on random selection.

2016-2017 Topic:

America has the best health care system in the world

- Dress Code:** Competitors shall wear the HOSA uniform or proper business attire. Bonus points will be awarded for [proper dress](#). All team members must be properly dressed to receive bonus points.
- Rules and Procedures**
1. Competitors in this event must be active members of HOSA-Future Health Professionals, in good standing in the division in which they are registered to compete (Secondary or Postsecondary/Collegiate).
 2. Competitors must be familiar with and adhere to the [“General Rules and Regulations of the National HOSA Competitive Events Program \(GRR\).”](#)
 3. The annual debate topic will be selected each summer and will be announced in HOSA publications.
 4. Each team will consist of 3-4 team members.
 5. [Round One Test Instructions:](#) The **Round One test** will be a 60 minute, 50-item multiple choice test designed to evaluate overall knowledge and understanding of the debate topic. The more competitors know about the topic, the better prepared they will be to answer the questions on the test.
 - Competitors are encouraged to learn as much as they can about health care systems around the world. Here are some links to START researching the topic:
 - <https://www.boundless.com/economics/textbooks/boundless-economics-textbook/health-care-economics-35/introducing-health-care-economics-135/different-health-care-systems-around-the-world-533-12630/>
 - <https://www.theguardian.com/society/2016/feb/09/which-country-has-worlds-best-healthcare-system-this-is-the-nhs>

- <http://www.who.int/healthsystems/strategy/en/>
- The test will be developed to measure broad concepts as described in a variety of Internet resources.
- Team scores will be averaged to determine who will qualify for Round Two and are carried over to Round Two.

NOTE: *States/regions may use a different process for testing, to include but not limited to pre-conference testing, online testing, and testing at a computer. Check with your Area/Region/State for the process you will be using.*

6. The top scoring teams from Round One will be randomly paired for the Round Two debate. Debate pairings will be posted at a designated time and place.

ROUND TWO – DEBATE ROUND

7. Debate teams will draw for the affirmative or negative immediately before entering the competition room. Teams would have two (2) minutes to prepare outside the competition room. At least three (3) team members must speak in the debate.
8. Teams will be permitted to bring prepared materials (Containers/folders with notes, printed pages, books and bound materials) to the presentation area in hard copy only.
9. Props will NOT be allowed.
10. The following specific pattern will be followed during the debate:
 - **Affirmative Constructive Speech** (4 minutes). The speaker for the affirmative presents her or his arguments.
 - **Negative Cross-Examination** (2 minutes). The speaker(s) for the negative questions the affirmative speaker on the points she or he made in her or his constructive speech.
 - **Negative Constructive Speech** (4 minutes). The speaker for the negative presents his or her arguments.
 - **Affirmative Cross-Examination** (2 minutes). The speaker(s) for the affirmative questions the negative speaker on the points she or he made in her or his constructive speech.
 - **Affirmative Rebuttal** (3 minutes). The affirmative speaker rebuts the points made by the negative speaker.
 - **Negative Rebuttal** (4 minutes). The negative speaker rebuts the points made by the affirmative speaker.
 - **Final Affirmative Rebuttal** (1 minute). The affirmative speaker again rebuts.

** The full time noted above will be provided. If a team chooses not to use any or all of the time allowed, the opposing team shall still have the full amount of time that would have passed. However, the team whose turn it is may choose to begin their segment of the debate when ready, and the timekeeper will give them the amount of time listed above. (A team does not receive extra time for starting early.)*
11. For the debate presentation, there will be two tables with chairs in the front of the room, one assigned to the affirmative and one to the negative. A speaker's podium will be positioned between the two tables and will face the judges.

12. During the constructive speeches and rebuttals, the speaker will stand at the podium. During the cross-examination, the team member(s) asking the questions will stand at their table and the speaker whose constructive speech is being cross-examined will remain at the podium. Interruption of the speaker by the questioner during the cross-examination is allowed.
13. One speaker is permitted during the constructive speeches and one speaker is permitted during the rebuttals. Multiple speakers are permitted during cross-examination.
14. The Section Leader serves as the facilitator for the debate. He/she introduces the teams to the judges, announces each part of the debate, and helps to keep the event flowing according to the guidelines.
15. A timekeeper will keep time for each part of the debate and will call time at the end of the maximum amount of time allowed. Speakers must immediately stop speaking when time is called.
16. Thirty (30) seconds will be allowed between each part of the debate to allow teams to discuss strategy and for judges to rate the prior performance. After the thirty (30) seconds, the Section Leader will be responsible for calling the next speaker to the podium and announcing each part of the debate to the judges as an introduction. The timekeeper will begin time when the speaker is at the podium and the speaker has been announced.
17. Teams are permitted to discuss and write notes during all parts of the debate, however, table decorum will be evaluated on the rating sheet with the intent that teams will conduct themselves in a professional manner without distracting the other team. Paper is allowed for note taking.
18. In addition to rating each part of the debate, each judge will determine his or her "winner" of the debate based on the total presentation, evidence and persuasiveness, and will award that team 10 points on the rating sheet.
19. In case of a tie, the highest averaged test score will be used to determine the rank.
20.
 - A. In the event of an odd number of teams in a division, the lowest scoring team from the Round One test may not advance to the debate round.
 - B. If there are only 3 teams, each team will debate the other two for a total of 3 debates. The scores from the two debates will be combined to determine final placing.
 - C. Other options may be considered to allow a fair event experience.
 - D. At the ILC, if there are fewer than 5 teams in a division, the teams will skip the Round One test and move directly to the debate round.

Competitors Must Provide:

- Event guidelines – one per team (orientation)
- Prepared topic materials (Containers/folders with notes, printed pages, books and bound materials) for the presentation round in hard copy only.
- Wrist watch or stopwatch for each team member (optional)
- Paper or index cards, to use for note taking by team members (optional)

Required Personnel

- One Event Manager per event
- One Section Leader per section
- One-three judges per section
- One-two event assistants per section
- One timekeeper per section
- Preparation room attendant(s)
- One QA to provide quality assurance for the event by ensuring that the guidelines are followed and all event documents are complete.

Facilities, Equipment and Materials Checklist (Per Section)

- Round One Written Test: One testing room, test booklets and scantron forms.
- Competitor lists by team for EM, QA, Section Leaders, & Timekeeper.
- Contact cards to be filled out by teams during Orientation.
- Debate round: One presentation room with two tables for teams, one podium and one judges' table.
- Calculators, note pads, pencils for judges
- Stopwatch(s) (For event personnel)
- Cards for drawing affirmative or negative
- Affirmative/Negative signs for team tables
- Event topic on card stock for judges – for debate round
- Rating sheets – one affirmative and one negative per judge per team
- Evaluation Forms – competitor, judge, and personnel
- #2 lead pencils with eraser to complete evaluations
- Biomedical Debate script (one per judge)
- Copy of guidelines for judges

Sample Round One Test Questions

1. Which of these parties is also known as the beneficiary and/or policy-holder of a health insurance policy?
 - A. The government.
 - B. The patient.
 - C. The healthcare provider.
 - D. The insurance provider.

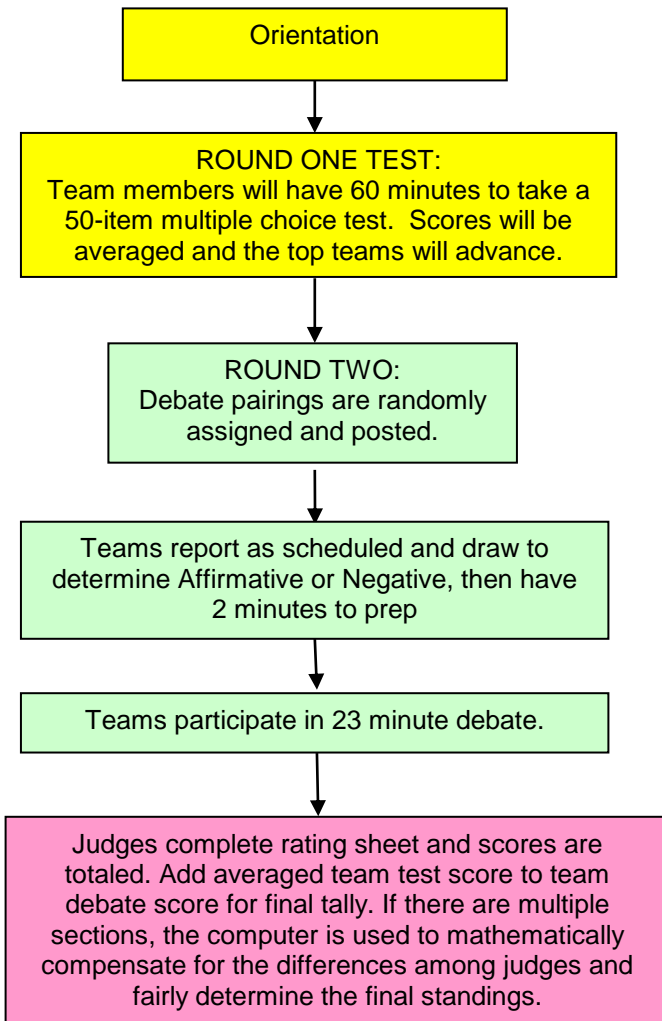
2. Which of the following health care incumbents receives capital from insurance companies and governments to fund operations?
 - A. Insurance providers.
 - B. Nurses.
 - C. Beneficiaries.
 - D. Administration.

3. When assessing health care systems on an international scale, which region of the world achieves the highest efficiency and efficacy in the implementation of health care systems?
 - A. U.S.
 - B. South America.
 - C. China.
 - D. Europe.





Speaker Flow Chart

Segment	Affirmative	Location	Conversation	Negative	Location
1. Affirmative Constructive Speech	One speaker	At the podium	⇒		
2. Negative Cross-Examination	Same speaker	Remains at podium	↔	One or more speakers	At their table
3. Negative Constructive Speech			⇐	One speaker	At the podium
4. Affirmative Cross-Examination	One or more speakers	At their table	↔	Same speaker	Remains at the podium
5. Affirmative Rebuttal	One speaker	At the podium	⇒		
6. Negative Rebuttal			⇐	One speaker	At the podium
7. Final Affirmative Rebuttal	One speaker	At the podium	⇒		

Event Flow Chart



Icon Key

	The orientation includes an event element. Competitors must bring pencils/pens.
	Team event – Minimum and maximum (number of team members).
	Round One scores are used to advance competitors to Round Two at the ILC.
	A computer is used at the ILC to provide a statistically fair method for balancing scores when multiple sections are scheduled.

BIOMEDICAL DEBATE AFFIRMATIVE RATING SHEET

Section: _____

Division _____ SS _____ PS _____

Team #: _____

Judge's Signature: _____

Items Evaluated	Superior ----- Poor						Points Awarded
1. Affirmative Constructive Speech • Arguments & Evidence (Persuasiveness) • Flow & logic of speech • Relevance of arguments • Presentation	10	8	6	4	2	0	
	10	8	6	4	2	0	
	5	4	3	2	1	0	
	5	4	3	2	1	0	
2. Response to Negative Cross-Exam • Quality of responses	15	12	9	6	3	0	
Negative Constructive Speech							
3. Affirmative Cross-Examination • Quality of questions	5	4	3	2	1	0	
4. Affirmative Rebuttal • Evidence and effectiveness • Clarification of argument • Relevance of rebuttal • Presentation	10	8	6	4	2	0	
	5	4	3	2	1	0	
	5	4	3	2	1	0	
	5	4	3	2	1	0	
Negative Rebuttal							
5. Final Affirmation Rebuttal • Presentation and content	10	8	6	4	2	0	
6. Decorum, professional behavior toward other team, and at least 3 members spoke in debate	5	4	3	2	1	0	
7. Debate winner	10					0	
TOTAL POINTS ---	100						

BIOMEDICAL DEBATE NEGATIVE RATING SHEET

Section: _____

Division _____ SS _____ PS

Team #: _____

Judge's Signature: _____

Items Evaluated	Superior ----- Poor						Points Awarded
<i>Affirmative Constructive Speech</i>							
1. Negative Cross-Examination • Quality of questions	5	4	3	2	1	0	
2. Negative Constructive Speech • Arguments & Evidence (Persuasiveness) • Flow & logic of speech • Relevance of arguments • Presentation	10	8	6	4	2	0	
	10	8	6	4	2	0	
	5	4	3	2	1	0	
	5	4	3	2	1	0	
3. Affirmative Cross-Examination • Quality of responses	15	12	9	6	3	0	
<i>Affirmative Rebuttal</i>							
4. Negative Rebuttal • Evidence and effectiveness • Presentation • Relevance of rebuttal • Clarification of argument	10	8	6	4	2	0	
	15	12	9	6	3	0	
	5	4	3	2	1	0	
	5	4	3	2	1	0	
<i>Final Affirmative Rebuttal</i>							
5. Decorum, professional behavior toward other team, and at least 3 members spoke in debate	5	4	3	2	1	0	
6. Debate winner	10					0	
TOTAL POINTS ---	100					0	

BIOMEDICAL DEBATE SCRIPT

Section Leader addresses judges:

**AFFIRMATIVE
CONSTRUCTIVE** "This debate is between team _____ in the Affirmative and team _____ in the Negative. Team _____ will begin with the Affirmative Constructive Speech. You will have four minutes."

[At the end of four minutes time, stand and call **TIME**. All speaking must end. Allow thirty seconds for transition. At the end of thirty seconds, announce.....]

**NEGATIVE
CROSS-EXAM** "Team _____ will begin the Negative Cross-Examination. You will have 2 minutes."

[At the end of two minutes time, stand and call **TIME**. All speaking must end. Allow thirty seconds for transition. At the end of thirty seconds, announce.....]

**NEGATIVE
CONSTRUCTIVE** "Team _____ will begin the Negative Constructive Speech. You will have 4 minutes."

[At the end of four minutes time, stand and call **TIME**. All speaking must end. Allow thirty seconds for transition. At the end of thirty seconds, announce.....]

**AFFIRMATIVE
CROSS-EXAM** "Team _____ will begin the Affirmative Cross-Examination. You will have 2 minutes."

[At the end of two minutes time, stand and call **TIME**. All speaking must end. Allow thirty seconds for transition. At the end of thirty seconds, announce.....]

**AFFIRMATIVE
REBUTTAL** "Team _____ will begin the Affirmative Rebuttal. You will have 3 minutes."

[At the end of 3 minutes time, stand and call **TIME**. All speaking must end. Allow thirty seconds for transition. At the end of thirty seconds, announce.....]

**NEGATIVE
REBUTTAL** "Team _____ will begin the Negative Rebuttal. You will have 4 minutes."

[At the end of 4 minutes time, stand and call **TIME**. All speaking must end. Allow thirty seconds for transition. At the end of thirty seconds, announce.....]

**FINAL
AFFIRMATIVE
REBUTTAL** "Team _____ will begin the Final Affirmative Rebuttal. You will have 1 minute."

[At the end of 1 minute time, stand and call **TIME**. All speaking must end. Thank both teams and escort them out of the room.]