

Home Health Aide



New for 2016-2017

Updates have been made to the rating sheets.

Purpose: To provide HOSA members the Health Science student with an opportunity to develop and demonstrate knowledge and skills as a home health aide.

Description This event will consist of two rounds of competition. Round One will be a written, multiple choice test. Written test will measure knowledge and understanding at the recall, application or analysis levels. Higher-order thinking skills will be incorporated as appropriate. The top scoring competitors will advance to Round Two for the performance of selected skill(s) identified in a written scenario. The scenario will require the use of critical thinking skills. The performance will be timed and evaluated according to the event guidelines.

Dress Code: Competitors shall wear proper business attire or official HOSA uniform, or attire appropriate to the occupational area, during the orientation, written test and skill(s)– jeans and shorts are not acceptable. Bonus points will be awarded for proper dress.

- Rules**
1. Competitors in this event must be active members of HOSA-Future Health Professionals, in good standing in the *division* in which they are registered to compete (Secondary or Postsecondary/Collegiate). *Competitors should compete in skill events at the highest level of training. An example would be students enrolled in an Emergency Medical Technician course should compete in the Emergency Medical Technician event and not in the CPR/First Aid event.*
 2. Competitors must be familiar with and adhere to the "General Rules and Regulations of the National HOSA Competitive Events Program (GRR)."
 3. The test will consist of fifty (50) multiple choice items.

Round One: **Written Test Plan**

Becoming a Home Health Aide.....	10%
Responsibilities and Legal Rights.....	5%
Effective Communication Procedures and Documentation.....	10%
Infection Control.....	5%
Wellness and Mental Health.....	5%
Body Systems and Common Disorders.....	40%
Caring for Terminally Ill Clients.....	5%
Caring for Clients with Alzheimer's Disease.....	5%
Caring for Clients with Cancer.....	5%
Maternal and Infant Care.....	10%

4. All competitors shall report to the site of the event orientation at the time designated. The Round One test will immediately follow the orientation. **No proxies will be**

allowed for the orientation.

5. Test Instructions: There will be a maximum of **60 minutes** to complete the test. There will be a verbal announcement when there are 15 minutes remaining for the test period.

NOTE: *States/regions may use a different process for testing, to include but not limited to pre-conference testing, online testing, and testing at a computer. Check with your Area/Region/State for the process you will be using.*

6. All official references are used in the development of the written test. The specific reference selected for each skill is listed in the Facilities, Equipment and Materials section of these guidelines.

- Balduzzi, Suzann. Homemaker Home Health Aide. Cengage Learning. Latest edition
- Fuzy and Leahy. The Home Health Aide Handbook. Hartman Publishing, Inc. Latest edition.

7. The test score from Round One will be used to qualify the competitor for the Round Two skills, and will be used as a part of the final score for the event.

8. For national competition, one, two or three skills will be selected and may be evaluated as stand-alone skills, or in combination. The skills approved for this event are:

Skill I:	Taking an Adult Tympanic Temperature
Skill II:	Taking an Apical Pulse
Skill III:	Emptying a Urinary Drainage Unit
Skill IV:	Changing a Dry Dressing Using Non-sterile Technique
Skill V:	Giving a Back Rub
Skill VI:	Caring for Dentures
Skill VII:	Moving a Client Up in Bed Using a Drawsheet
Skill VIII:	Applying Elasticized Stockings

9. The selected skill(s) for Round Two, in the form of a Home Health Aide Instruction Sheet (written scenario), will be presented to the competitor at the start of the skill to be performed. The scenario will be the same for each competitor and will include a challenging component that will require the competitor to apply critical thinking skills.

10. The scenario is a secret topic. Professional ethics demand that competitors DO NOT discuss or reveal the secret topic until after the event has concluded. Competitors who violate this ethical standard will be disqualified.

11. In case of a tie, the highest test score will be used to determine the rank.

12. Competitors must complete all steps of the skill listed in the guidelines even if the steps must be simulated/verbalized. Steps may NOT be simulated/verbalized when the equipment/materials are available.

13. The competitor must earn a score of 70% or higher on the combined skill(s) of the event (excluding the test) in order to be recognized as an award winner at the ILC

14. If called for in the scenario, artificial urine will be used.

- The timing for the skill will begin when the scenario is presented. Competitors will be stopped at the end of the time allowed for a selected skill(s).

Competitor Must Provide:

- Pens and #2 lead pencils with eraser
- Event guidelines (orientation)
- Watch with second hand
- Tape ½" or 1"
- Scissors
- Gloves (3 pairs per competitor)

Required Personnel

- One Event Manager per event
- One Section Leader per section
- One judge per skill selected per section (with expertise in the specific skill area)
- Proctors for testing
- One-two event assistants per section
- Clients as required by the scenario (per section)
- Holding room attendants(s)
- Timekeepers (if necessary)
- One QA to provide quality assurance for the event by ensuring that the guidelines are followed and all event documents are complete.

Facilities, Equipment and Materials(Per Section)

General

Checklist

- Clinical and/or laboratory stations for selected skills
- Sink and paper towels OR alcohol-based hand sanitizer
- Holding rooms or areas for competitors (if off-site)
- Written scenario
- Patient and judge scripts as needed
- Pencils (for judges and evaluations)
- Stopwatch
- Daily record sheet (1 per competitor per scenario)
- Rating sheets – one per judge per competitor
- Evaluation Forms – competitor, judge, and personnel

Round One: Written Test (Reference: All resources)

Checklist

- One test copy per competitor
- Scantron / answer forms

Round Two:

Skill I Taking an Adult Tympanic Temperature (Spatz & Balduzzi)

Checklist

- Patient
- Sink and paper towels OR alcohol-based handrub
- Tympanic thermometer
- Waste container

- Disposable probe covers
- Bed or chair

Skill II Taking an Apical Pulse (Spatz & Balduzzi)

Checklist

- Patient
- Stethoscope, teaching
- Waste container
- Alcohol wipes
- Bed or chair

Skill III Emptying a Urinary Drainage Unit (Spatz & Balduzzi)

Checklist

- Patient
- Measuring device
- Paper towels (1 per competitor)
- Simulated urine (enough to refill bag for each competitor)
- Sink (or basin) for emptying simulated urine
- Alcohol wipes
- Bed or chair
- Urinary drainage bags (2 per section)

Skill IV Changing a Dry Dressing Using Non-sterile Technique (Spatz & Balduzzi)

Checklist

- Patient
- Gauze 4x4 pads
- Small waste bag (1 per competitor)
- Bed or chair

Skill V Giving a Back Rub (Spatz & Balduzzi)

Checklist

- Patient
- Sink and paper towels
- Small towel (1 per competitor)
- Lotion
- Hamper (or plastic bag)
- Bed

Skill VI Caring for Dentures (Spatz & Balduzzi)

Checklist

- Patient
- Sink and paper towels
- Hand sanitizer
- Toothbrush
- Toothpaste
- Dentures
- Dental cleaning tablet
- Denture cup
- Mouthwash
- Small cups
- Emesis basin
- Washcloth
- Small towel

- Bed or chair

Skill VII Moving a Client Up in Bed Using a Drawsheet (Spatz & Balduzzi)

Checklist

- Patient
- Drawsheet
- Bed linens, including bed blanket and/or top sheet
- Pillow
- Bed

Skill VIII Applying Elasticized Stockings (Spatz & Balduzzi)

Checklist

- Patient
- Knee-length elasticized stockings
- Bed linens, including bed blanket and/or top sheet
- Bed





Sample Round One Test Questions

1. The client who has no weight-bearing ability can safely be transferred from the bed to the chair with a:
 - A. draw sheet and three assistants.
 - B. mechanical lift.
 - C. transfer belt.
 - D. two-person waist lift.

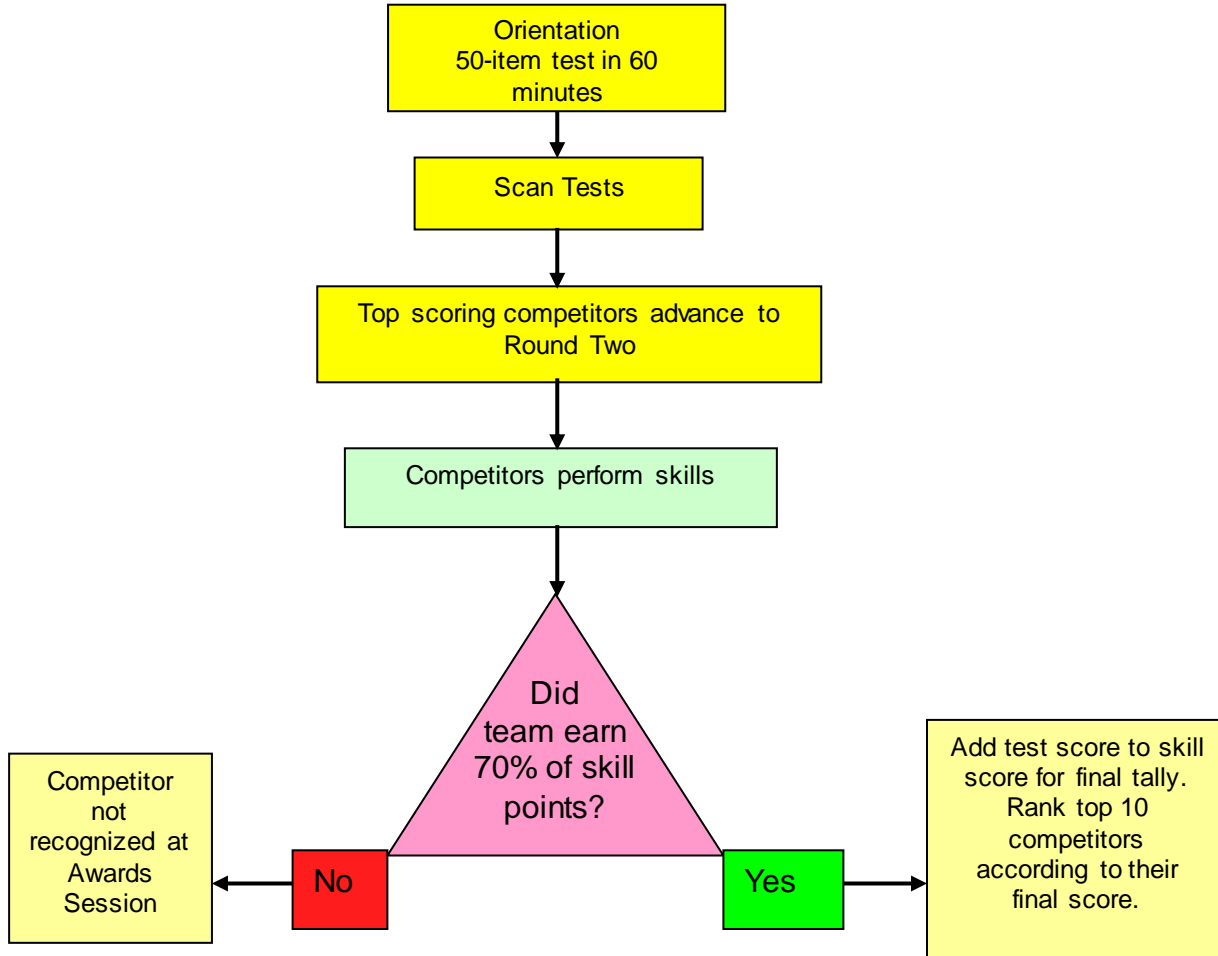
2. A dying client tells the home health aide "Please leave me alone, I just want to be by myself." The stage of grief the client is experiencing is:
 - A. acceptance.
 - B. anger.
 - C. bargaining.
 - D. depression.

3. A nebulizer would *most* likely be ordered to treat a client with:
 - A. iron deficiency anemia.
 - B. arteriosclerosis.
 - C. emphysema.
 - D. congestive heart failure.

Icon Key

	Competitors must meet a 70% mastery score on skills in this event.
	The orientation includes an event element. Competitors must bring pencils.
	Round One scores are used to advance competitors to Round Two at the ILC.
	Includes a secret topic that may not be discussed or revealed to others until the event has concluded.

Event Flow Chart



HOME HEALTH AIDE

Competitor #: _____ Judge's Signature: _____

Skill I Taking an Adult Tympanic Temperature (Time: 3 minutes)	Possible	Awarded
1. Gathered equipment: tympanic thermometer, disposable probe cover, daily record sheet, gloves	1 0	
2. Washed hands or used alcohol-based handrub for hand hygiene and put on gloves.	2 0	
3. Practiced standard precautions throughout skill	2 0	
4. Explained skill to client.	2 0	
5. Placed new probe cover on thermometer.	1 0	
6. Turned thermometer on.	1 0	
7. Pulled top of ear up and back.	1 0	
8. Pressed top button and inserted covered probe in ear.	2 0	
9. Removed probe from ear when beep sounded.	1 0	
10. Removed the probe cover and disposed of properly.	1 0	
11. Removed gloves and used alcohol-based handrub for hand hygiene.	1 0	
12. Accurately recorded temperature on daily record sheet.	2 0	
TOTAL POINTS -- SKILL I 70% Mastery for Skill I = 11.9	17	

***If a student jeopardizes the patient's or his/her own safety and does not take immediate action to correct the error, the total points for the skill or specific subpart(s) of the skill will be deducted.*

HOME HEALTH AIDE

Competitor #: _____ Judge's Signature: _____

Skill II	Taking an Apical Pulse (Time: 3 minutes)	Possible		Awarded
1.	Gathered equipment: stethoscope, wristwatch with second hand, alcohol wipes, daily record sheet	1	0	
2.	Washed hands or used alcohol-based handrub for hand hygiene	1	0	
3.	Practiced standard precautions throughout skill	2	0	
4.	Explained skill to client.	2	0	
5.	Cleaned stethoscope diaphragm and earpieces.	1	0	
6.	Placed stethoscope earpieces in ears.	1	0	
7.	Placed the diaphragm over the apex of the client's heart.	2	0	
8.	Counted the louder sound (lub) for one complete minute.	2	0	
9.	Removed the stethoscope from ears and client.	1	0	
10.	Used alcohol-based handrub for hand hygiene.	1	0	
11.	Accurately recorded apical pulse on daily record sheet, within + or – 2 of the judges count.	3	0	
TOTAL POINTS -- SKILL II		17		
70% Mastery for Skill = 11.9				

***If a student jeopardizes the patient's or his/her own safety and does not take immediate action to correct the error, the total points for the skill or specific subpart(s) of the skill will be deducted.*

HOME HEALTH AIDE

Competitor #: _____ Judge's Signature: _____

Skill III Emptying a Urinary Drainage Unit (Time: 4 minutes)		Possible	Awarded
1.	Gathered equipment: gloves, alcohol wipes, measuring device, paper towel	1 0	
2.	Washed hands or used alcohol-based handrub for hand hygiene and put on gloves.	2 0	
3.	Practiced standard precautions throughout skill	2 0	
4.	Explained skill to client.	2 0	
5.	Placed paper towel underneath measuring device on floor below drainage bag.	1 0	
6.	a. Opened drain or spout and allowed urine to drain into measuring device.	1 0	
	b. Avoided allowing tip of tubing to touch sides of measuring device.	2 0	
7.	Closed drain, wiped it with the alcohol wipe, and replaced it in the holder on the bag.	2 0	
8.	Noted amount and color of urine (verbalized to judge).	2 0	
9.	Emptied urine into toilet (or designated container.)	1 0	
10.	Washed and rinsed measuring device.	1 0	
11.	Removed gloves and used alcohol-based handrub for hand hygiene.	1 0	
12.	Recorded output on daily record sheet.	2 0	
TOTAL POINTS -- SKILL III		20	
70% Mastery for Skill III = 14			

***If a student jeopardizes the patient's or his/her own safety and does not take immediate action to correct the error, the total points for the skill or specific subpart(s) of the skill will be deducted.*

HOME HEALTH AIDE

Competitor #: _____ Judge's Signature: _____

Skill IV	Changing a Dry Dressing Using Non-sterile Technique (Time: 5 minutes)	Possible		Awarded
1.	Gathered equipment: gloves, 4X4 gauze pads, waste bag, tape and scissors	1	0	
2.	Washed hands or used alcohol-based handrub for hand hygiene and put on gloves.	2	0	
3.	Practiced standard precautions throughout skill	2	0	
4.	Explained skill to client.	2	0	
5.	Positioned client so area with dressing is accessible while maintaining client comfort and privacy.	1	0	
6.	Cut tape.	1	0	
7.	Opened gauze pads while maintaining pad sterility.	2	0	
8.	a. Removed old dressing.	1	0	
	b. Noted color, amount of drainage, and condition of surrounding skin (verbalized to judge).	2	0	
	c. Disposed of used dressing in the waste bag.	1	0	
9.	Put on new gloves.	1	0	
10.	Applied dressing without touching center, holding dressing on the corners only.	2	0	
11.	Applied tape correctly.	2	0	
12.	Positioned client comfortably.	1	0	
13.	Discarded waste and returned supplies to storage.	1	0	
14.	Removed gloves and used alcohol-based handrub for hand hygiene.	1	0	
15.	Recorded dressing change on daily record sheet, noting observation of skin condition, that dressing was changed, and any client complaints.	3	0	
TOTAL POINTS -- SKILL IV		26		
70% Mastery for Skill IV = 18.2				

***If a student jeopardizes the patient's or his/her own safety and does not take immediate action to correct the error, the total points for the skill or specific subpart(s) of the skill will be deducted.*

HOME HEALTH AIDE

Competitor #: _____ Judge's Signature: _____

Skill V	Giving a Back Rub (Time: 5 minutes)	Possible	Awarded
1.	Gathered equipment: small towel, lotion	1 0	
2.	Washed hands or used alcohol-based handrub for hand hygiene.	1 0	
3.	Practiced standard precautions throughout skill	2 0	
4.	Explained skill to client.	2 0	
5.	Provided privacy for the client (if appropriate).	1 0	
6.	Positioned client on side.	1 0	
7.	Placed small amount of lotion on hands, rubbing them together to warm lotion.	1 0	
8.	a. Started at base of spine and rubbed toward the neck in the center of the back, using both hands in one long stroke.	2 0	
	b. When reaching the neck, continued back down the sides of the back.	2 0	
	c. Repeated this circular pattern 3 more times.	2 0	
9.	Throughout skill, added more lotion when necessary.	1 0	
10.	Repeated the steps above but changed to a spiral motion when continuing down the sides of the back, for a total of 45 – 90 seconds.	3 0	
11.	Removed excess lotion with small towel and repositioned client.	2 0	
12.	Washed hands and returned supplies to their proper place.	1 0	
13.	Recorded back rub on daily record sheet, noting observation of skin condition and any client complaints.	2 0	
TOTAL POINTS -- SKILL V		24	
70% Mastery for Skill V = 16.8			

***If a student jeopardizes the patient's or his/her own safety and does not take immediate action to correct the error, the total points for the skill or specific subpart(s) of the skill will be deducted.*

HOME HEALTH AIDE

Competitor #: _____ Judge's Signature: _____

Skill VI	Caring for Dentures (Time: 5 minutes)	Possible		Awarded
1.	Gathered equipment: toothbrush, toothpaste, denture cleaning tablet, denture cup, gloves, mouthwash, small cup, emesis basin, washcloth, small towel	1	0	
2.	Washed hands or used alcohol-based handrub for hand hygiene and put on gloves.	2	0	
3.	Practiced standard precautions throughout skill	2	0	
4.	Explained skill to client.	2	0	
5.	Asked client to remove dentures and place in denture cup.	1	0	
6.	Placed 2-3 inches cool water and washcloth in bottom of sink.	1	0	
7.	Turned on cold water and brushed all surfaces of the upper and lower plate with toothpaste, and rinsed.	2	0	
8.	Rinsed denture cup, filled with cold water and a denture cleaning tablet, and placed dentures in cup.	2	0	
9.	Assisted client to rinse mouth with mouthwash, expel rinse in emesis basin and wipe mouth.	2	0	
10.	Described (verbalized to the judge) the use of toothettes to clean the gums and tongue to observe the condition of the client's mouth.	1	0	
11.	Placed the denture cup within reach of the client and instructed client to insert dentures when needed.	1	0	
12.	Removed gloves, washed hands or used alcohol-based handrub, and returned supplies to their proper place.	1	0	
13.	Recorded completion of skill on daily record sheet, noting observation of skin (oral cavity) condition and any client complaints.	2	0	
TOTAL POINTS -- SKILL VI		20		
70% Mastery for Skill VI = 14				

***If a student jeopardizes the patient's or his/her own safety and does not take immediate action to correct the error, the total points for the skill or specific subpart(s) of the skill will be deducted.*

HOME HEALTH AIDE

Competitor #: _____ Judge's Signature: _____

Skill VII	Moving the Client Up in Bed Using the Drawsheet (Time: 3 minutes)	Possible		Awarded
1.	Asked the family member (judge) to help you move the client up in bed.	1	0	
2.	Washed hands or used alcohol-based handrub for hand hygiene.	1	0	
3.	Practiced standard precautions throughout skill	2	0	
4.	Explained skill to client.	2	0	
5.	Instructed the family member (judge or event person) on what to do and how to help throughout all steps of the skill, as needed. (points awarded at end of rating sheet.)	-		/
6.	Placed pillow at the head of the bed to protect the client's head.	2	0	
7.	a. Rolled both sides of the drawsheet (or flat sheet folded in fours) toward the client.	1	0	
	b. Placed the client's feet 12 inches apart.	1	0	
	c. Bent the client's knees	1	0	
	d. With the hand nearest the client's feet, grasped the rolled drawsheet.	1	0	
	e. With the other hand, both cradled the client's head and shoulders and firmly grasped top of the drawsheet.	2	0	
8.	Turned body and feet toward the head of the bed, keeping feet 12 inches apart knees slightly bent.	2	0	
9.	On a coordinated count of 3, lifted the drawsheet and client up toward the head of the bed without dragging the client.	2	0	
10.	Aligned client's body and limbs, placed pillow under head, tightened drawsheet and replaced covers.	2	0	
11.	Communicated appropriated and effectively to family member throughout skill.	2	0	
12.	Washed hands or used alcohol-based handrub.	1	0	
13.	Recorded completion of skill and client reaction on daily record sheet.	2	0	
TOTAL POINTS -- SKILL VII		25		
70% Mastery for Skill VII = 17.5				

***If a student jeopardizes the patient's or his/her own safety and does not take immediate action to correct the error, the total points for the skill or specific subpart(s) of the skill will be deducted.*

HOME HEALTH AIDE

Competitor #: _____ Judge's Signature: _____

Skill VIII	Applying Elasticized Stockings (One leg) (Time: 5 minutes)	Possible	Awarded
1.	Gathered equipment: knee-length elasticized stockings	1	0
2.	Washed hands or used alcohol-based handrub for hand hygiene.	1	0
3.	Practiced standard precautions throughout skill.	2	0
4.	Explained skill to client.	2	0
5.	With client lying in bed, exposed one leg at a time	1	0
6.	Turned stocking inside out to heel by placing hand inside stocking and grasping heel.	2	0
7.	a. Positioned stocking over the foot and heel of client, making sure the heel of the stocking is in the proper place.	2	0
	b. Slid the remaining stocking over the foot and heel.	2	0
	c. Continued to pull the stocking over the calf to the knee.	2	0
8.	Checked to be sure stocking is applied evenly and smoothly with no wrinkles.	2	0
9.	Washed hands or used alcohol-based handrub.	1	0
10.	Recorded completion of skill and client reaction on daily record sheet.	2	0
TOTAL POINTS -- SKILL VIII		20	
70% Mastery for Skill VIII =14			

***If a student jeopardizes the patient's or his/her own safety and does not take immediate action to correct the error, the total points for the skill or specific subpart(s) of the skill will be deducted.*

HOME HEALTH AIDE INSTRUCTION SHEET

HOSA HOME HEALTH SERVICES

Client: <i>John Doe</i>	Day/Date: <i>Friday, June 26</i>
✓	Bath <i>Already bathed, please give a backrub.</i>
✓	Grooming <i>Care for client's dentures.</i>
	Dressing
	Mobility
	ROM
✓	Catheter <i>Empty urinary drainage unit</i>
✓	Temperature <input type="checkbox"/> Oral <input checked="" type="checkbox"/> Tympanic <input type="checkbox"/> Rectal
✓	Pulse <input checked="" type="checkbox"/> Apical <input type="checkbox"/> Radial
	Respiration
	Blood pressure
Other Instructions:	
✓	<i>Apply clean dressing to..... (specific instructions will be given.)</i>
✓	<i>Apply elasticized knee-length stockings.</i>
	Housekeeping
	Meals
Additional Instructions:	
✓	<i>Get help to move client up in bed using a drawsheet as needed.</i>
RN Signature: <i>J. Mould R.N.</i>	
Date: <i>6/26/16</i>	

HOME HEALTH AIDE DAILY RECORD

HOSA HOME HEALTH SERVICES

Client:	Day/Date:
Treatment/Results	Observations/Client Reaction
Bath	
Grooming	
Dressing	
Mobility	
Catheter	
Temperature	
Pulse	
Respiration	
Blood Pressure	
Other Instructions:	
•	
•	
•	
Additional Treatment or Observations:	
Home Health Aide Signature:	Date: