



Public Health



Purpose: To encourage HOSA members to work as a team to plan and teach others in their community about public health initiatives.

Description This event involves a team of 2-6 members who select a topic of public health concern and create an **effective, dynamic and creative** public health presentation to educate the public on the chosen topic. Specific topic selection will be based on a category announced annually:

2016-17 TOPIC

Combating Zika and Future Threats –

What is the best way to respond to this emerging disease?

Zika is the newest infectious disease to produce global concern regarding the ability to prevent pandemics. The virus is primarily spread by mosquitoes and has been linked to birth defects and other health concerns. The virus was first seen in the Americas. As of July 27, 2016 the Centers for Disease Control and Prevention reports 1,658 reported U.S. cases.

For more information about Zika and the strategies for containing the virus, visit:

- <http://www.cdc.gov/zika>
- <https://www.usaid.gov/news-information/fact-sheets/emerging-pandemic-threats-program>
- <https://mrc.hhs.gov/pageViewFldr/NewsEvents/ZikaMaterials>

Dress Code: Competitors must be in official HOSA uniform or in proper business attire during the event orientation, and bonus points will be awarded for proper dress at the event orientation. During the actual event, competitors may wear official HOSA uniform, proper business attire, costumes or any attire appropriate to the presentation. There will not be a dress bonus for presentation dress since teams may wear whatever they wish to wear.

- Rules and Procedures**
1. Competitors in this event must be active members of HOSA in good standing in the division in which they are registered to compete (Middle School, Secondary or Postsecondary/Collegiate).
 2. Competitors must be familiar with and adhere to the "General Rules and Regulations of the National HOSA Competitive Events Program (GRR)."
 3. The goal of the event is to create a presentation designed to inform the public about a Public Health issue. There are no official resources for this event. Teams are encouraged to visit the website of the U.S. Public Health Service, the American Public Health Association, AND use any and all additional resources that support the development of the topic.
 4. This event requires a team of 2 – 6 members to perform their community presentation for a panel of judges. Presentation tools such as PowerPoint, posters,

music, props, costumes, and other presentation tools may be used, with the goal of developing and presenting a creative and effective public health presentation. The presentation must effectively inform the public about public health emergencies, with reference to the annual topic, when presented to mature adolescent and adult groups in the high school and community.

5. The presentation plan and development of presentation materials must be the original work of team members.

Round One Description

6. Round One will be a preliminary round. The preliminary round will give each team four (4) minutes to convince the judges of the power and effectiveness of the team's community presentation. Presentation aids can be used, however, additional set-up time will not be provided. Index cards or electronic notecards (on a tablet, smart phone, laptop, etc.) are permitted. Screens and electricity will not be provided and may not be used, including battery-operated items (with the exception of electronic notecards). The timekeeper shall present a flash card advising the competitors when there is one (1) minute remaining. Teams will be stopped at four minutes.

Plan carefully for your **Preliminary Round!** Think "movie trailer."
What can you do in 4 minutes to convince the judges that they want to see your full presentation? Remember that you only have 4 minutes from the time you enter the room and are introduced to the judges until time is called. Plan your time carefully well and "wow" the judges with your presentation.



7. The top middle school, secondary and postsecondary/collegiate teams from the preliminary round will advance to Round Two, the full presentation.

Round Two – Full Presentation

8. The full presentation (Round Two) to the judges should be the actual presentation that was performed in the community. Basically, anything goes. The more creative, powerful and effective the presentation, the better. There is no limit to the presentation tools or techniques. Index cards or electronic notecards (on a tablet, smart phone, laptop, etc.) are permitted.

9. The full presentation will be a maximum of ten (10) minutes in length. A time card will be shown with one (1) minute remaining, and the presentation will be stopped after 10 minutes.

NOTE: Competitors may NOT interact with the judges and may NOT give them anything before, after, or during the presentation.

10. All team members must take an active (speaking) role in the full presentation.

11. HOSA will provide a table for the Round Two presentation. All other equipment and presentation needs must be provided by the team. Teams will have 5 minutes to set up in preparation for their presentation, and 3 minutes to tear down after their presentation.

12. Electricity cannot be used. Battery powered equipment (such as laptops) is permitted. Internet connection is NOT provided.

13. There will be no observers in this event, but the event may be videotaped at the national level.
14. In the event of a tie, a tie breaker will be determined by the areas on the rating sheet section(s) with the highest point value in descending order.

Competitors Must Provide:

- Event guidelines – one per team (orientation)
- Watch with second hand (optional)
- Index cards or electronic notecards (optional)
- Presenters must bring their own audio-visual equipment, extension cords and/or bulbs and any special equipment or supplies needed to make the presentation.

Required Personnel (Per Section):





1. One Event Manager (Per Level)
2. One Section Leader per section
3. Two (2) – three (3) judges per section for Round One and Round Two.
4. One-two event assistants per section
5. One timekeeper per section (if necessary)
6. One QA to provide quality assurance for the event by ensuring that the guidelines are followed and all event documents are complete.

Facilities, Equipment and Materials (Per Section):

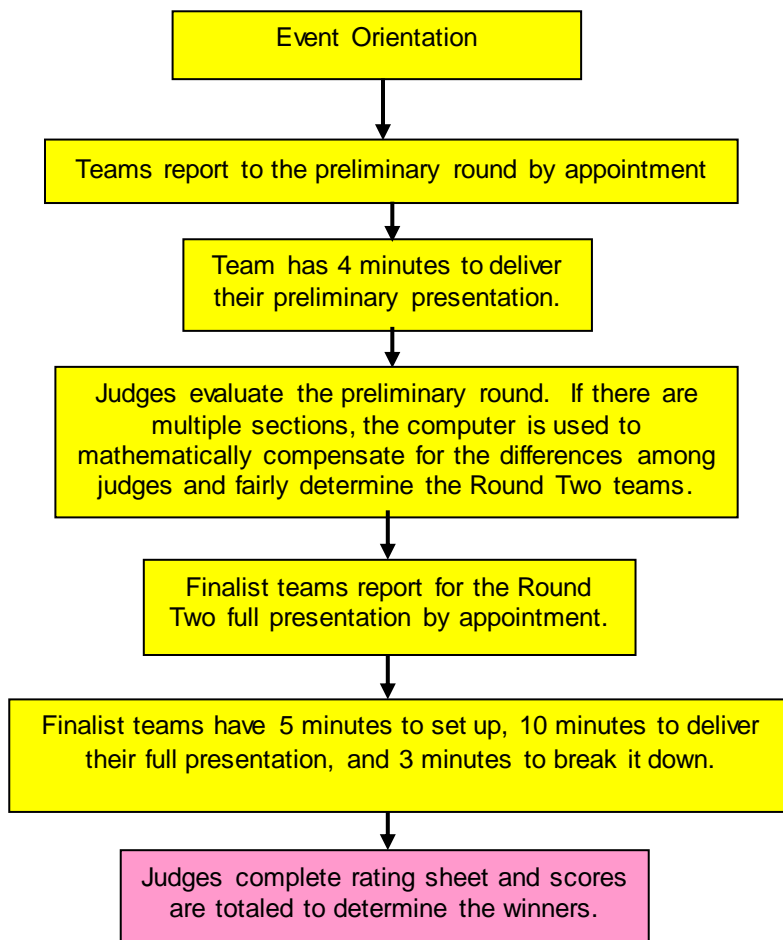
Checklist

- National HOSA will provide a table for Round Two. Teams will not have access to electricity during either round.
- Internet access and/or WiFi are NOT provided.
- Preliminary Round & Round Two Presentation: One room per section with a table for judges and an open area in the front half of the room for the team's presentation.
- One stopwatch per section for the preliminary round and presentation.
- Pads/pencils for judges
- Topic cards, one per judge
- Rating sheets – one per judge per team
- Evaluation Forms – competitor, judge, and personnel
- #2 lead pencils with eraser to complete evaluations
- Flash card for 1-minute remaining

Icon Key

	Round One scores are used to advance competitors to Round Two at the ILC.
	Plagiarism or copyright violation is prohibited.
	Team event – Minimum and maximum (if greater than 2) number of team members.
	A computer is used at the ILC to provide a statistically fair method for balancing scores when multiple sections are scheduled.

Event Flow Chart



Public Health

PRELIMINARY ROUND (Round One)

Section: _____

Level: _____MS _____SS _____PS/C

Team #: _____

Judge's Signature: _____

Areas Evaluated		Points Possible						Points Awarded
		Superior.....					Poor	
Knowledge of Topic	Understanding of issue/topic	10	8	6	4	2	0	
	Flow and logic of content	10	8	6	4	2	0	
	Importance of information presented	5	4	3	2	1	0	
Presentation Skills	Voice, grammar, articulation, poise	5	4	3	2	1	0	
	Enthusiasm, energy	5	4	3	2	1	0	
	Effectiveness – was the presentation convincing?	10	8	6	4	2	0	
Dynamics	Will presentation capture the attention of an audience?	10	8	6	4	2	0	
TOTAL JUDGE POINTS		55	44	33	22	11	0	

Public Health

Full Presentation Round Two

Section _____
 Team # _____

Level: _____ MS _____ SS _____ PS/C
 Judge's Signature _____

Areas Evaluated		Points Possible						Points Awarded
		Superior	Poor				
Presentation Content	Development of specific topic	5	4	3	2	1	0	
	Overall organization, flow and transitions	5	4	3	2	1	0	
	Importance and relevance of information presented	5	4	3	2	1	0	
	Information was understandable (clear explanations and descriptions)	5	4	3	2	1	0	
	Opening and closing	5	4	3	2	1	0	
Presentation Dynamics	Distinction (creativity, originality, imagination)	10	8	6	4	2	0	
	Effectiveness (does the presentation inspire the public to be prepared?)	10	8	6	4	2	0	
	Teamwork (all team members contributed to the success of the presentation)	5	4	3	2	1	0	
	Entertainment value (attention getting)	10	8	6	4	2	0	
Presentation Materials	Quality and effectiveness	10	8	6	4	2	0	
	Visuals used as complements (and not substitutes) to the verbal presentation	5	4	3	2	1	0	
Team Members	Voice, clarity, projection	5	4	3	2	1	0	
	Correct, precise pronunciation of terms	5	4	3	2	1	0	
	Poise, body language, confidence	5	4	3	2	1	0	
	Connection with the audience	5	4	3	2	1	0	
	Enthusiasm for the topic	5	4	3	2	1	0	
TOTAL JUDGE POINTS		100	80	60	40	20	0	