

# Researched Persuasive Writing and Speaking



## **New for 2016-2017**

**Please Note: 2.5MB is the maximum file size allowed when uploading to STEM Premier. To avoid an upload error, please be sure to save your PDF as a compressed file or reduce the size of your embedded images.** The name of this event has been changed to better reflect its purpose. A Round One rating sheet has been added to replace the preliminary rubric. The paper now needs to be typed in Arial font for consistency throughout HOSA events. The works cited page will now follow the HOSA Style sheet for APA formatting. The Round Two rating sheet has been updated. Competitors are required to create a profile on STEM Premier and upload a copy of their research paper to the Researched Persuasive Writing and Speaking competitive event.

**Purpose:** To encourage HOSA members to improve their skills in researching a health issue, preparing written documentation supporting a thesis, and presenting information orally.

**Description** Competitors shall write a paper and develop a speech in which they must take a stand, either *in favor of or opposed to* a health related issue. Two topic areas will be selected each summer and will be announced in HOSA publications. Competitors select one of the topics and develop a speech and written paper to reflect the position taken on the selected topic, either for or against, supporting one position or the other.

### **The topics for 2016-2017 are:**

- **Prescription Painkiller Abuse: Who's At Fault?**
- **SmartPhone Addiction-A Problem or a Sign of the Times?**

**Dress Code:** Competitors must be in official HOSA uniform or in proper business attire. Bonus points will be awarded for [proper dress](#).

- Rules and Procedures**
1. Competitors in this event must be active members of HOSA in good standing in the division in which they are registered to compete (Secondary or Postsecondary/Collegiate).
  2. Competitors must be familiar with and adhere to the ["General Rules and Regulations of the National HOSA Competitive Events Program \(GRR\)."](#)
  3. Competitors shall report at the event site at the appointed time. Competitors shall be introduced to the judges by the Section Leader.

### **The Research Paper**

4. HOSA's partner, CVS Health, has resources available to those competitors interested in the Prescription Painkiller Abuse topic. Information may be found [HERE](#). Competitors may also review the Surgeon General's [TurnTheTideRx.org](#) campaign.
5. The body of the written research paper should be a maximum of two pages. The entire paper should be in Arial 12 pt. font on 8 ½ x 11 in. white paper with 1 inch side margins and 1 inch top and bottom margins.

6. The written research paper must be typed or word-processed and double-spaced. It must be stapled in the top left corner. **The cover page *must* include the title of the paper, competitor name, chapter name and state.** The research paper will include the following four (4) pages:
- Page 1                                      Cover Page
  - Pages 2 and 3                              Body of paper
  - Page 4                                        Works cited page
7. The competitor must create a profile on STEM Premier, an online platform that showcases talent and skills and brings students, colleges, companies, and possibilities together.
- a. Competitors must create a profile and upload a .pdf of their research paper to the Researched Persuasive Writing and Speaking competitive event on STEM Premier. Instructions for doing this are available at <http://www.hosa.org/STEMPremier>
  - b. For regional and state conferences, the research paper must be uploaded to STEM Premier by the state published deadline. For the International Leadership Conference, the research paper must be uploaded to STEM Premier by May 15, 2017.
  - c. States will verify the research paper has been uploaded prior to any regional or state conferences. National HOSA will verify the research paper has been uploaded prior to the International Leadership Conference.
8. Three (3) copies of the written research paper must be taken to the event and turned in by the competitor to event personnel during Round 1. The copies of the research paper will be used by the judges during Round 1 and, if the competitor participates in Round 2, will be used during the competitor's speech and for judging following the speech. The paper will become the property of National HOSA.
- CHECK WITH YOUR STATE ADVISOR to determine the process used for state competition. You will likely be asked to make extra copies of your research paper if you qualify for international competition.
9. The resource for the use of parenthetical citations will be the HOSA Style Sheet for Researched Persuasive Writing and Speaking, included in these guidelines.
10. The paper submitted by the competitor for the Researched Persuasive Writing and Speaking event must be his or her original work. The act of submitting a paper indicates the materials are not plagiarized and the member entering competition gives permission for HOSA to use the paper. Evidence of plagiarism in the written paper will result in the disqualification of the paper.
11. All competitors shall report to the site of the event at the start time to turn in three (3) copies of their paper. Competitors will then leave the event room. During Round One, the papers will be left in the event room and rated by the judges.
12. **ROUND ONE DESCRIPTION:** Round one will be a preliminary round and will not be attended by competitors. Judges will read each competitor's paper and will use the Round One rating sheet for each competitor. *\* Note: These instructions do not apply when there are fewer than 15 to be judged. When there are fewer than 15 essays in a division, all competitors will participate in the Round Two presentation.*

13. The top secondary and postsecondary/collegiate competitors from Round One will advance to Round Two, the speech.

### Round Two - The Speech

14. The speech may or may not be worded exactly as written in the researched written paper. The main ideas must remain the same but the competitor may elaborate in the speech.
15. Use of index cards during the speech is permitted. Electronic notecards (on a tablet, smart phone, laptop, etc.) are permitted. Props may *not* be used.
16. The speech may be up to four (4) minutes in length. The timekeeper shall present a flash card advising the competitor when there is one (1) minute remaining. The competitor will be stopped when the four minutes are up and dismissed, allowing the judges five (5) minutes to rate the speech and paper.
17. Time Schedule:                   4 minutes for competitor's speech  
  5 minutes for rating the speech and paper
18. In the event of a tie in round one, a tie- breaker will be determined by the highest score on items on the rating sheet in order from top to bottom. In the event of a tie in round two, a tie breaker will be determined by the areas on the rating sheet section(s) with the highest point value in descending order.

#### Competitor Must Provide:

- Event guidelines (orientation)
- 3 copies of research paper
- Watch with second hand (optional)
- Index cards or electronic notecards (optional)
- Research paper uploaded to STEM Premier by deadline





#### Required Personnel (Per Section)

- One Event Manager (per event)
- One Section Leader
- One Timekeeper
- Two - three judges (It is recommended that at least one judge have a background in a health profession and one educator.)
- One-two event assistants per section
- One QA to provide quality assurance for the event by ensuring that the guidelines are followed and all event documents are complete.

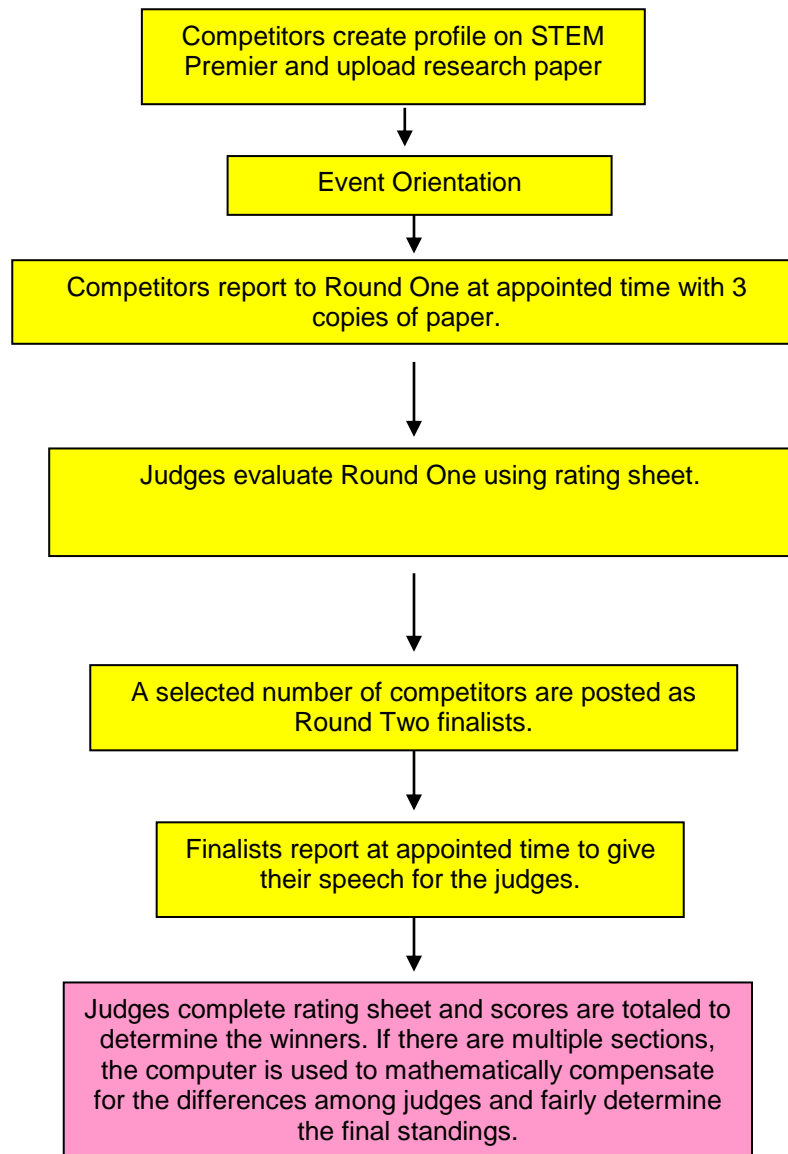
#### Facilities, Equipment and Materials (Per Section)

- Room with lectern (podium) and table and chairs for judges
- One (1) stopwatch for each section
- Flash card for 1 minute remaining
- Note pads and pencils for judges
- Competitor ID labels for written research paper (3 sets-optional)
- Rating sheets – one per judge per competitor
- Evaluation Forms – competitor, judge, and personnel
- Copies of HOSA Style Sheet and guidelines
- Practice paper for judges to preview (optional)
- Competitor list by alpha/section for EM, QA, timekeepers, & Section Leaders
- Box to collect papers (optional)
- #2 lead pencils with eraser to complete evaluations

## Icon Key

	Plagiarism or copyright violation is prohibited.
	A computer is used at the ILC to provide a statistically fair method for balancing scores when multiple sections are scheduled.
	Three paper copies of the event product must be submitted.
	Round One scores are used to advance competitors to Round Two at the ILC.

## Event Flow Chart



## HOSA Style Sheet, Adapted from APA style

### EVERY REQUIREMENT MUST BE FOLLOWED TO RECEIVE CREDIT

This style sheet is designed to make it easier for the HOSA member in events that require APA formatting and references. Since the American Psychological Association (APA) is the most commonly used resource in the health sciences, this information is modified from the APA style. More information may be found at <https://owl.english.purdue.edu/owl/resource/560/01/>.

*Your paper and references should be double-spaced. This page is single spaced to save space.*

#### Written Paper Guidelines

1. Type your paper on 8.5 x 11 inch white paper, stapled in the upper left corner, with 1" margins on all sides.
2. Do NOT use bold face anywhere on the paper, EXCEPT on the title on the cover page, and be sure your paper is in Arial, 12 pt. font.
3. For events that require it, create a cover page with the title of the paper, competitor name, chapter name and state in the center of the page.
4. Create a header with the title of the paper on the upper left-hand corner, ½ inch from the top and flush with the left margin. This header must also number all pages consecutively on the upper right-hand corner, flush with the right margin.
5. Place the parenthetical reference at the end of the sentence but before the final period, using author's last name and year of publication. For example, "...in the hospital" (Belkin, 2003). For anonymous authors, the shortened version of the title replaces the author's last name in the text citation. For example, "...in a rainy day" (Meteorologist, 2012). For personal interviews or emails, cite in-text only (S. Smith, personal communication, August 15, 2014), not on your references page.

#### Reference Guidelines

Your ONE PAGE 'References' title should be centered and sources alphabetized by the author's last name, first initial from the left margin. Hanging indents should be used for sources requiring multiple lines. Alphabetize anonymous authors according to the first main word in the title. See examples below:

#### Book by Two or More Authors

Wischnitzer, S., & Wischnitzer, E. (2005). *Top 100 health care careers: Your complete guidebook to training and jobs in allied health, nursing, medicine, and more (2<sup>nd</sup> ed.)*. Indianapolis, IN: Jist Publishing.

#### Format of On-Line Entries\*

Author or editor last name, first initial. (year, month date posted). Article or web page title. *Book, journal or website title*. Printed version information or volume (issue number), pages if applicable. Retrieved from <DOI or http information>.

#### Example: Web Site (Professional)

ESPN.com. (1999, Nov 10). *ESPN Internet Ventures*. Retrieved from <http://espn.go.com>.

#### Example: Article from a Professional Journal Online

Sitzler, B. (2015). Taking helmets off: To decrease risk. *NATA News*, 27(10), 12-14. Retrieved from <http://digital.ipcprintservices.com/publication/?i=&p=&l=&m=14775&l=1&ver=&pp>.

**\*Note:** If you do not have a section of information for an Internet reference, move up the URL or to the home page to find it. If it is not there, just skip it and move to the next piece of information. If there is no date listed, use (n.d.). Be sure you gather as much information possible for the above format.

# RESEARCHED PERSUASIVE WRITING AND SPEAKING JUDGE'S ROUND 1 RATING SHEET

Section # \_\_\_\_\_

Competitor # \_\_\_\_\_

Judge's Signature \_\_\_\_\_

Division: \_\_\_\_\_ SS \_\_\_\_\_ PS/Collegiate

Items Evaluated	Points Possible						Points Awarded
	Superior	-----	Poor				
All guidelines were followed: <ul style="list-style-type: none"> <li>• 4 page maximum</li> <li>• Arial 12 pt font with 1" margins</li> <li>• Cover page, 2 pages body of paper, Works Cited page</li> <li>• 3 copies submitted</li> </ul>	10 (True)						0 (False)
Research Paper uploaded to STEM Premier by the state published deadlines for any regional and state conferences, and by May 15 <sup>th</sup> for the ILC.	10 (True)						0 (False)
Addresses one of the provided topics	10 (True)						0 (False)
<b><i>If any of the above items are not met, the competitor does <u>not</u> advance.</i></b>							
State the Thesis Statement briefly, directly and clearly	10	8	6	4	2	0	
Persuasiveness was based on evidence and good reasons to agree with the writer's point of view	10	8	6	4	2	0	
Takes a stand and supported it with sufficient evidence	10	8	6	4	2	0	
The Opening both informs and motivates the reader to keep reading	5	4	3	2	1	0	
The Closing restates the thesis and was memorable	5	4	3	2	1	0	
Transitions help paragraphs flow together	5	4	3	2	1	0	
Paper was well organized	5	4	3	2	1	0	
Grammar, Spelling, Structure, and Punctuation	5	4	3	2	1	0	
<b>TOTAL POINTS</b>	<b>85</b>	-----					<b>0</b>

# RESEARCHED PERSUASIVE WRITING AND SPEAKING JUDGE'S ROUND 2 RATING SHEET

Section # \_\_\_\_\_

Competitor # \_\_\_\_\_

Division: \_\_\_\_\_ SS \_\_\_\_\_ PS/Collegiate

Judge's Signature \_\_\_\_\_

Items Evaluated	Points Possible						Points Awarded
	Superior	-----	-----	-----	-----	Poor	
1. <b>Oral Presentation</b>							
a. Strong, appealing intro	5	4	3	2	1	0	
b. Quality of Information	10	8	6	4	2	0	
c. Persuasiveness	10	8	6	4	2	0	
d. Cohesion and flow	5	4	3	2	1	0	
e. Strong conclusion	5	4	3	2	1	0	
2. <b>Delivery</b>							
a. Poise, posture, presence	10	8	6	4	2	0	
b. Voice (pitch, tempo)	5	4	3	2	1	0	
c. Diction*	5	4	3	2	1	0	
d. Pronunciation**	5	4	3	2	1	0	
3. <b>Written Paper</b>							
a. Content consistent with speech	5	4	3	2	1	0	
b. Clear thesis sentence	5	4	3	2	1	0	
c. Took a stand & supported it with sufficient evidence	10	8	6	4	2	0	
d. Persuasiveness of paper	10	8	6	4	2	0	
e. Grammar, spelling, structure, and punctuation	5	4	3	2	1	0	
f. Title page, in-text citations/works cited page	5	4	3	2	1	0	
<b>TOTAL POINTS</b>	<b>100</b>	<b>-----</b>	<b>-----</b>	<b>-----</b>	<b>-----</b>	<b>0</b>	
<b>Points Given by Event Personnel</b> Research paper uploaded to STEM Premier by the state published deadlines for any regional and state conferences, and by May 15 <sup>th</sup> for the ILC.	5					0	
<b>TOTAL POINTS</b>	<b>105</b>	<b>-----</b>	<b>-----</b>	<b>-----</b>	<b>-----</b>	<b>0</b>	

\*Definition of Diction – Choice of words with regard to correctness, clearness, and effectiveness.

\*\*Definition of Pronunciation – Act or manner of uttering officially.